

H450	
H500	HC650
H600	HC650I
H700	HC700
HC600	HC800
HC600I	HC800I

HAWK
Pompe LT-LTI serie 2008
LT-LTI pumps 2008 series

SPARE PARTS KIT



Included Positions	Part Number & Description	Q.ty for each Pump	H450	H450RL	H500	H500RL	H600	H600RL	H700	H700RL	HC600	HC600RL	HC600IRL	HC650	HC650RL	HC650IRL	HC700	HC700RL	HC800	HC800RL	HC800IRL	
4- 5- 7	2600.00 Plunger Seals 20 mm	1	◆	◆							◆	◆	◆									
4- 5- 7	2601.00 Plunger Seals 22 mm	1			◆	◆								◆	◆	◆						
4- 5- 7	2602.00 Plunger Seals 25 mm	1					◆	◆	◆	◆							◆	◆	◆	◆	◆	
3- 4- 5- 6- 7- 8	2600.01 Complete seal Packing 20 mm	3	◆	◆							◆	◆	◆									
3- 4- 5- 6- 7- 8	2601.01 Complete seal Packing 22 mm	3			◆	◆								◆	◆	◆						
3- 4- 5- 6- 7- 8	2602.01 Complete seal Packing 25 mm	3					◆	◆	◆	◆							◆	◆	◆	◆	◆	
35- 36- 37- 38 39- 40	2600.04 Plunger 20 mm	3	◆	◆							◆	◆	◆									
35- 36- 37- 38 39- 40	2601.02 Plunger 22 mm	3			◆	◆								◆	◆	◆						
35- 36- 37- 38 39- 40	2602.03 Plunger 25 mm	3					◆	◆	◆	◆							◆	◆	◆	◆	◆	
12- 13- 15	2600.08 Complete 0.8 Valve	6	◆	◆	◆	◆			◆	◆	◆	◆	◆	◆	◆	◆			◆	◆	◆	◆
12- 13- 15	2602.15 Complete 0.6 Valve	6					◆	◆									◆	◆				
3	2600.03 Plunger oil Seal	1	◆	◆	◆	◆	◆	◆	◆	◆	◆	◆	◆	◆	◆	◆	◆	◆	◆	◆	◆	◆
4- 5- 6- 7- 8- 9 10- 11- 12- 13 14- 15- 18- 19	2600.16 Complete Manifold Ø20	1	◆	◆							◆	◆	◆									
	2601.06 Complete Manifold Ø22	1			◆	◆								◆	◆	◆						
	2602.14 Complete Manifold Ø25	1					◆	◆									◆	◆				
	2603.10 Complete Manifold Ø25	1							◆	◆									◆	◆	◆	
41- 42- 43- 44 45- 46	3100.00 Conn. Rod-Plung. Rod Assy	3	◆	◆	◆	◆	◆	◆	◆	◆	◆	◆	◆	◆	◆	◆	◆	◆	◆	◆	◆	◆



SPARE PARTS LIST

Item	Part Number	Description	Q.ty for each Pump	H450	H450RL	H500	H500RL	H600	H600RL	H700	H700RL	HC600	HC600RL	HC600IRL	HC650	HC650RL	HC650IRL	HC700	HC700RL	HC800	HC800RL	HC800IRL
1	0202.03	Crankcase	1																			
2	0602.00	Plunger guide	3	◆	◆	◆	◆	◆	◆	◆	◆	◆	◆	◆	◆	◆	◆	◆	◆	◆	◆	◆
*3	0001.01	Plunger oil seal	3																			
*4	0601.08	"O" Ring Ø1.78x37.82	3																			
*5	0002.00	"V" seal, dia.20mm	6	◆	◆							◆	◆	◆								
	0002.01	"V" seal, dia.22mm	6			◆	◆								◆	◆	◆					
	0002.02	"V" seal, dia.25mm	6					◆	◆	◆	◆							◆	◆	◆	◆	◆
*6	1201.00	Pressure ring 20mm	3	◆	◆							◆	◆	◆								
	1201.01	Pressure ring 22mm	3			◆	◆								◆	◆	◆					
	1201.02	Pressure ring 25mm	3					◆	◆	◆	◆							◆	◆	◆	◆	◆
*7	0300.00	Support ring 20mm	6	◆	◆							◆	◆	◆								
	0300.01	Support ring 22mm	6			◆	◆								◆	◆	◆					
	0300.02	Support ring 25mm	6					◆	◆	◆	◆							◆	◆	◆	◆	◆
*8	0300.03	Intermed. ring 20mm	3	◆	◆							◆	◆	◆								
	0300.04	Intermed. ring 22mm	3			◆	◆								◆	◆	◆					
	0300.05	Intermed. ring 25mm	3					◆	◆	◆	◆							◆	◆	◆	◆	◆
*9	1601.20	Brass plug G1/2	1																			
*10	0603.07	Copper washer	1	◆	◆	◆	◆	◆	◆	◆	◆	◆	◆	◆	◆	◆	◆	◆	◆	◆	◆	◆
*11	1602.03	Manifold housing	1																			
*12	0601.19	"O" Ring Ø2.62x17.13	6																			
*13	3604.05	06 Valve assembly	6					◆	◆									◆	◆			
	3604.70	08 Valve assembly	6	◆	◆	◆	◆			◆	◆	◆	◆	◆	◆	◆	◆			◆	◆	◆
*14	1601.30	Valve plug	6																			
*15	0601.65	"O" Ring Ø2.62x20.29	6																			
16	1801.23	Manifold stud bolt	8																			
17	1400.01	Washer	16																			
*18	0603.06	Copper washer	1	◆	◆	◆	◆	◆	◆	◆	◆	◆	◆	◆	◆	◆	◆	◆	◆	◆	◆	◆
*19	1601.17	Brass plug G3/8	2																			
20	1503.18	Valve seat	6																			
21	1202.00	Valve plate	6																			
22	0900.05	06 Valve spring	6					◆	◆									◆	◆			
	0900.30	08 Valve spring	6	◆	◆	◆	◆			◆	◆	◆	◆	◆	◆	◆	◆			◆	◆	◆
23	0604.05	Valve cage	6	◆	◆	◆	◆	◆	◆	◆	◆	◆	◆	◆	◆	◆	◆	◆	◆	◆	◆	◆
24	1802.03	Hexagonal screw	8																			
25	0500.53	Bearing housing	→	2	1	2	1	2	1	2	1	2	1		2	1		2	1	2	1	
	0500.38													1			1					
26	0500.54	Closed bearing housing	1		◆	◆	◆	◆	◆	◆	◆	◆	◆	◆	◆	◆	◆			◆	◆	◆
27	0601.00	"O" Ring Ø2.62x71.12	2	◆	◆	◆	◆	◆	◆	◆	◆	◆	◆	◆	◆	◆	◆	◆	◆	◆	◆	◆
28	0001.00	Crankshaft seal	→	2	1	2	1	2	1	2	1	2	1	1	2	1	1	2	1	2	1	1
29	0200.04	Roller bearing	2	◆	◆	◆	◆	◆	◆	◆	◆	◆	◆	◆	◆	◆	◆	◆	◆	◆	◆	◆
30	0004.13	Double-ended shaft	1	◆		◆		◆		◆												
	0004.14		1									◆			◆			◆		◆		
31	0004.46	Single-ended shaft	1		◆		◆		◆		◆									◆		◆
	0004.45		1										◆			◆					◆	
	0004.72		1												◆			◆				◆
32	0206.00	Crankshaft key	1																			
33	1600.00	Oil dip stick	1																			
34	0301.00	Shim	1																			
*35	1800.00	Plunger bolt	3	◆	◆	◆	◆	◆	◆	◆	◆	◆	◆	◆	◆	◆	◆	◆	◆	◆	◆	◆
*36	1400.13	Copper spacer	3																			
*37	0601.02	"O" Ring Ø1.78x10.82	3																			

SPARE PARTS LIST

Item	Part Number	Description	Q.ty for each Pump	H450	H450RL	H500	H500RL	H600	H600RL	H700	H700RL	HC600	HC600RL	HC600IRL	HC650	HC650RL	HC650IRL	HC700	HC700RL	HC800	HC800RL	HC800IRL
*38	0009.02	Teflon ring	3	◆	◆	◆	◆	◆	◆	◆	◆	◆	◆	◆	◆	◆	◆	◆	◆	◆	◆	◆
*39	1200.11	Plunger 20mm	3	◆	◆							◆	◆	◆								
	1200.12	Plunger 22mm	3			◆	◆								◆	◆	◆					
	1200.13	Plunger 25mm	3					◆	◆	◆	◆							◆	◆	◆	◆	◆
*40	1400.14	Copper spacer	3																			
*41	0003.00	Plunger rod	3																			
*42	0100.00	Connecting rod	3																			
*43	1502.00	Connecting rod pin	3																			
*44	1801.01	Connecting rod screw	6																			
*45	1500.00	Snap ring	6	◆	◆	◆	◆	◆	◆	◆	◆	◆	◆	◆	◆	◆	◆	◆	◆	◆	◆	◆
*46	1401.03	Spring washer	6																			
47	0601.85	"O" Ring Ø2,62x152,07	1																			
48	0203.51	Crankcase cover	1																			
49	0603.02	Gasket, G3/8	1																			
50	0700.05	Sight glass, G3/4	1																			
51	1801.12	Cover screw	5																			

  Part available in kit only

  Part available in kit also

KIT RICAMBI

Posizioni incluse	Codice e Descrizione	Q.tà per ogni Pompa	H450	H450RL	H500	H500RL	H600	H600RL	H700	H700RL	HC600	HC600RL	HC600IRL	HC650	HC650RL	HC650IRL	HC700	HC700RL	HC800	HC800RL	HC800IRL	
4- 5- 7	2600.00 Guarnizioni pistone Ø20	1	◆	◆							◆	◆	◆									
4- 5- 7	2601.00 Guarnizioni pistone Ø22	1			◆	◆								◆	◆	◆						
4- 5- 7	2602.00 Guarnizioni pistone Ø25	1					◆	◆	◆	◆							◆	◆	◆	◆	◆	
3- 4- 5- 6- 7- 8	2600.01 Pacco completo Guarnizioni pistone Ø20	3	◆	◆							◆	◆	◆									
3- 4- 5- 6- 7- 8	2601.01 Pacco completo Guarnizioni pistone Ø22	3			◆	◆								◆	◆	◆						
3- 4- 5- 6- 7- 8	2602.01 Pacco completo Guarnizioni pistone Ø25	3					◆	◆	◆	◆							◆	◆	◆	◆	◆	
35- 36- 37- 38 39- 40	2600.04 Pistone Ø20	3	◆	◆							◆	◆	◆									
35- 36- 37- 38 39- 40	2601.02 Pistone Ø22	3			◆	◆								◆	◆	◆						
35- 36- 37- 38 39- 40	2602.03 Pistone Ø25	3					◆	◆	◆	◆							◆	◆	◆	◆	◆	
12- 13- 15	2600.08 Valvola 0.8 completa	6	◆	◆	◆	◆			◆	◆	◆	◆	◆	◆	◆	◆			◆	◆	◆	◆
12- 13- 15	2602.15 Valvola 0.6 completa	6					◆	◆									◆	◆				
3	2600.03 Anelli tenuta olio Asta	1	◆	◆	◆	◆	◆	◆	◆	◆	◆	◆	◆	◆	◆	◆	◆	◆	◆	◆	◆	◆
4- 5- 6- 7- 8- 9 10- 11- 12- 13 14- 15- 18- 19	2600.16 Testata Completa Ø20	1	◆	◆							◆	◆	◆									
	2601.06 Testata Completa Ø22	1			◆	◆								◆	◆	◆						
	2602.14 Testata Completa Ø25	1					◆	◆									◆	◆				
	2603.10 Testata Completa Ø25	1							◆	◆									◆	◆	◆	
41- 42- 43- 44 45- 46	3100.00 Premontato Biella-Asta	3	◆	◆	◆	◆	◆	◆	◆	◆	◆	◆	◆	◆	◆	◆	◆	◆	◆	◆	◆	◆

LISTA RICAMBI

Pos.	Codice	Descrizione	Q.tà per ogni Pompa	H450	H450RL	H500	H500RL	H600	H600RL	H700	H700RL	HC600	HC600RL	HC600IRL	HC650	HC650RL	HC650IRL	HC700	HC700RL	HC800	HC800RL	HC800IRL	
1	0202.03	Carter	1																				
2	0602.00	Guida asta pistone	3	◆	◆	◆	◆	◆	◆	◆	◆	◆	◆	◆	◆	◆	◆	◆	◆	◆	◆	◆	◆
*3	0001.01	Anello radiale	3																				
*4	0601.08	"O" Ring Ø1.78x37.82	3																				
*5	0002.00	Anello tenuta "V" Ø20	6	◆	◆							◆	◆	◆									
	0002.01	Anello tenuta "V" Ø22	6			◆	◆								◆	◆	◆						
	0002.02	Anello tenuta "V" Ø25	6					◆	◆	◆	◆							◆	◆	◆	◆	◆	◆
*6	1201.00	Pressore Ø20	3	◆	◆							◆	◆	◆									
	1201.01	Pressore Ø22	3			◆	◆								◆	◆	◆						
	1201.02	Pressore Ø25	3					◆	◆	◆	◆							◆	◆	◆	◆	◆	◆
*7	0300.00	Diffusore Ø20	6	◆	◆							◆	◆	◆									
	0300.01	Diffusore Ø22	6			◆	◆								◆	◆	◆						
	0300.02	Diffusore Ø25	6					◆	◆	◆	◆							◆	◆	◆	◆	◆	◆
*8	0300.03	Diffusore Interm. Ø20	3	◆	◆							◆	◆	◆									
	0300.04	Diffusore interm. Ø22	3			◆	◆								◆	◆	◆						
	0300.05	Diffusore interm. Ø25	3					◆	◆	◆	◆							◆	◆	◆	◆	◆	◆
*9	1601.20	Tappo G1/2	1																				
*10	0603.07	Guarnizione rame	1	◆	◆	◆	◆	◆	◆	◆	◆	◆	◆	◆	◆	◆	◆	◆	◆	◆	◆	◆	◆
*11	1602.03	Testata	1																				
*12	0601.19	"O" Ring Ø2.62x17.13	6																				
*13	3604.05	Valvola premont. 06	6					◆	◆									◆	◆				
	3604.70	Valvola premont. 08	6	◆	◆	◆	◆			◆	◆	◆	◆	◆	◆	◆	◆			◆	◆	◆	◆
*14	1601.30	Tappo valvola	6																				
*15	0601.65	"O" Ring Ø2.62x20.29	6																				
16	1801.23	Vite M8x75	8																				
17	1400.01	Rosetta Ø8.5	16	◆	◆	◆	◆	◆	◆	◆	◆	◆	◆	◆	◆	◆	◆	◆	◆	◆	◆	◆	◆
*18	0603.06	Guarnizione rame	1																				
*19	1601.17	Tappo G3/8	2																				
20	1503.18	Sede valvola	6																				
21	1202.00	Piattello valvola	6																				
22	0900.05	Molla valvola 06	6					◆	◆									◆	◆				
	0900.30	Molla valvola 08	6	◆	◆	◆	◆			◆	◆	◆	◆	◆	◆	◆	◆			◆	◆	◆	◆
23	0604.05	Gabbia valvola	6	◆	◆	◆	◆	◆	◆	◆	◆	◆	◆	◆	◆	◆	◆	◆	◆	◆	◆	◆	◆
24	1802.03	Vite M8x18	8																				
25	0500.53	Flangia	→	2	1	2	1	2	1	2	1	2	1	2	1	2	1	2	1	2	1	2	1
	0500.38												1		1								1
26	0500.54	Flangia chiusa	1		◆		◆		◆		◆		◆		◆		◆		◆		◆		◆
27	0601.00	"O" Ring Ø2.62x71.12	2	◆	◆	◆	◆	◆	◆	◆	◆	◆	◆	◆	◆	◆	◆	◆	◆	◆	◆	◆	◆
28	0001.00	Anello radiale	→	2	1	2	1	2	1	2	1	2	1	1	2	1	1	2	1	2	1	2	1
29	0200.04	Cuscinetto a rulli	2	◆	◆	◆	◆	◆	◆	◆	◆	◆	◆	◆	◆	◆	◆	◆	◆	◆	◆	◆	◆
30	0004.13	Albero doppia P.d.F.	1	◆		◆		◆		◆													
	0004.14		1									◆		◆				◆		◆			
31	0004.46	Albero semplice P.d.F.	1		◆		◆		◆		◆												
	0004.45		1										◆		◆				◆		◆		
	0004.72		1											◆		◆							◆
32	0206.00	Chiavetta	1																				
33	1600.00	Tappo livello olio	1																				
34	0301.00	Distanziale	1	◆	◆	◆	◆	◆	◆	◆	◆	◆	◆	◆	◆	◆	◆	◆	◆	◆	◆	◆	◆
*35	1800.00	Vite pistone	3																				
*36	1400.13	Rosetta rame	3																				
*37	0601.02	"O" Ring Ø1.78x10.82	3																				

LISTA RICAMBI

Pos.	Codice	Descrizione	Q.tà per ogni Pompa	H450	H450RL	H500	H500RL	H600	H600RL	H700	H700RL	HC600	HC600RL	HC600IRL	HC650	HC650RL	HC650IRL	HC700	HC700RL	HC800	HC800RL	HC800IRL	
*38	0009.02	Anello antiestrusione	3	◆	◆	◆	◆	◆	◆	◆	◆	◆	◆	◆	◆	◆	◆	◆	◆	◆	◆	◆	◆
*39	1200.11	Pistone Ø20	3	◆	◆							◆	◆	◆									
	1200.12	Pistone Ø22	3			◆	◆								◆	◆	◆						
	1200.13	Pistone Ø25	3					◆	◆	◆	◆							◆	◆	◆	◆	◆	◆
*40	1400.14	Rosetta rame	3																				
*41	0003.00	Asta pistone	3																				
*42	0100.00	Biella completa	3																				
*43	1502.00	Spinotto	3																				
*44	1801.01	Vite M8x35	6																				
*45	1500.00	Anello Ø12	6	◆	◆	◆	◆	◆	◆	◆	◆	◆	◆	◆	◆	◆	◆	◆	◆	◆	◆	◆	◆
*46	1401.03	Rosetta elastica Ø8	6																				
47	0601.85	"O" Ring Ø2,62x152,07	1																				
48	0203.51	Coperchio	1																				
49	0603.02	Guarnizione G3/8	1																				
50	0700.05	Spia livello olio G3/4	1																				
51	1801.12	Vite M6x16	5																				

Particol. disponibile
solo in kit

* Particol. disponibile
anche in kit